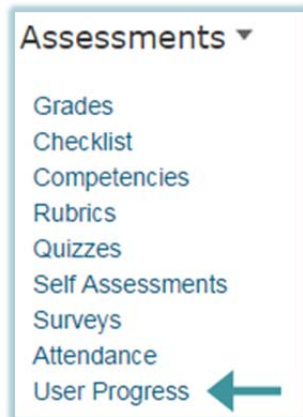


## ASSESSMENTS / USER PROGRESS (this is for students / participants)

D2L version 10.3 includes a comprehensive user progress section which is available to students to access their individual progress information (as a class participant). In order to view user progress, select **User Progress** from the Assessment tab.

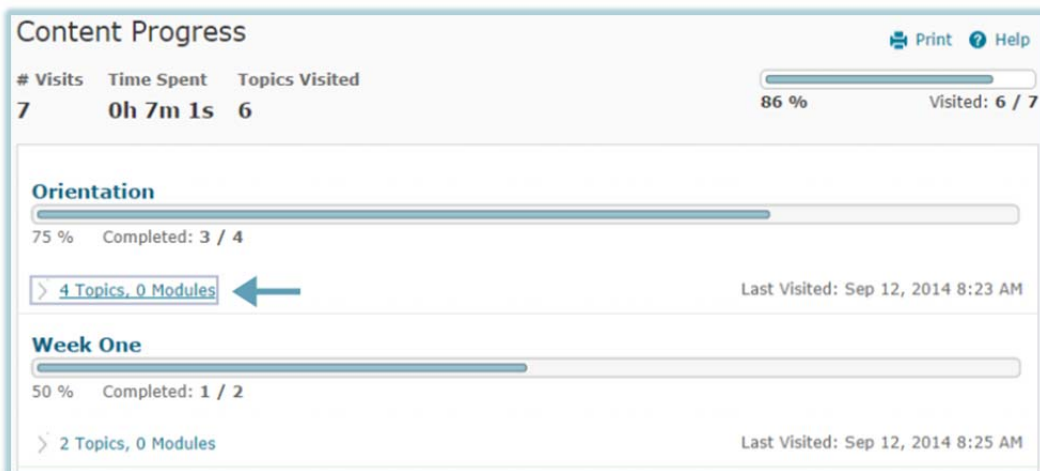
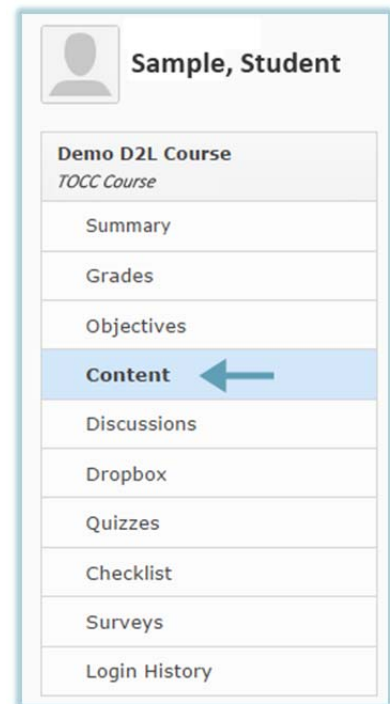
### INSTRUCTIONS:

**STEP 1:** User Progress under the Assessments tab

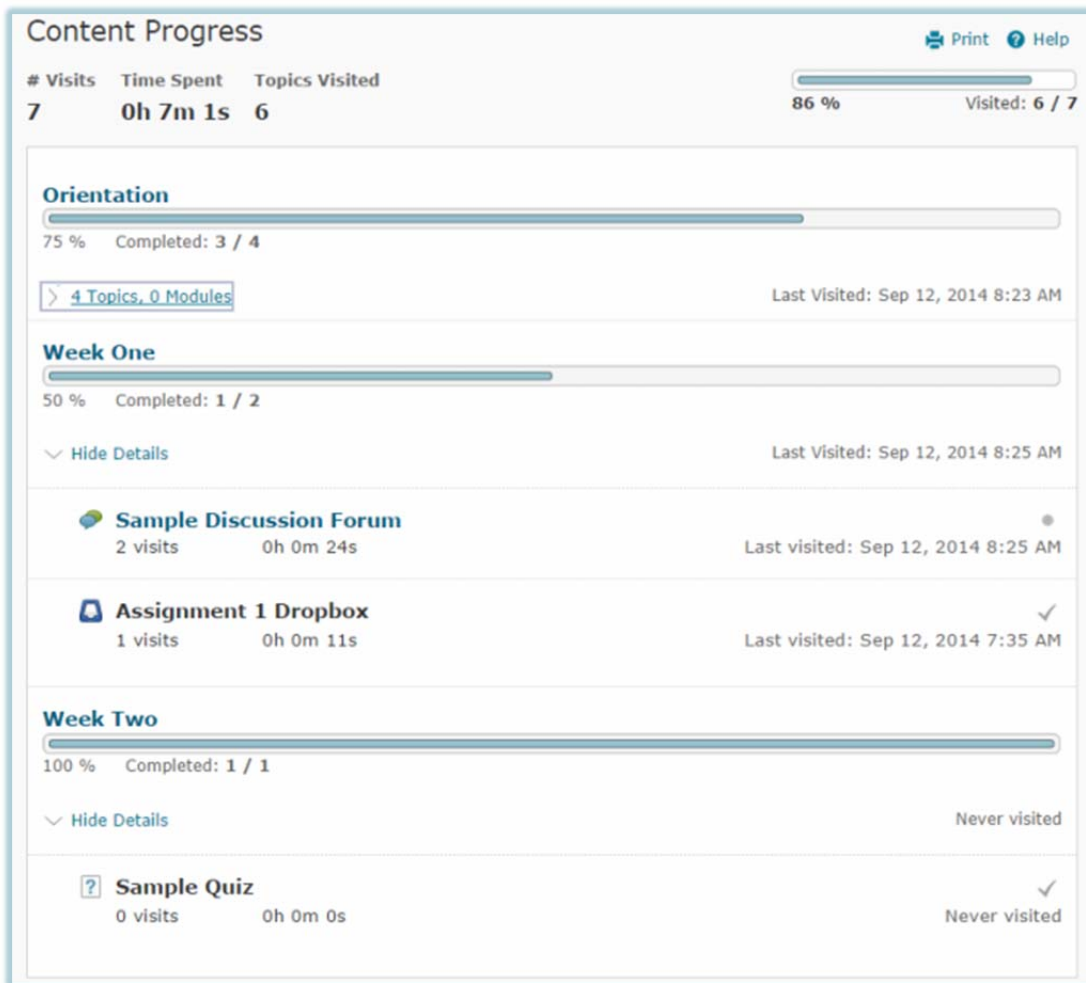


**STEP 2:** Use the User Progress Menu to select a specific item to view your progress. Or Choose "Summary" to see all course items and your progress on each.

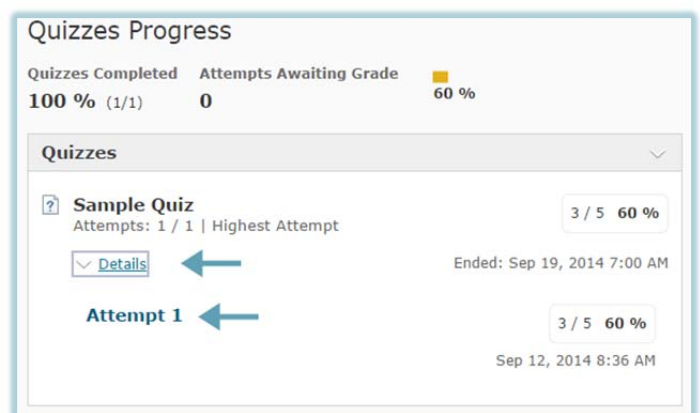
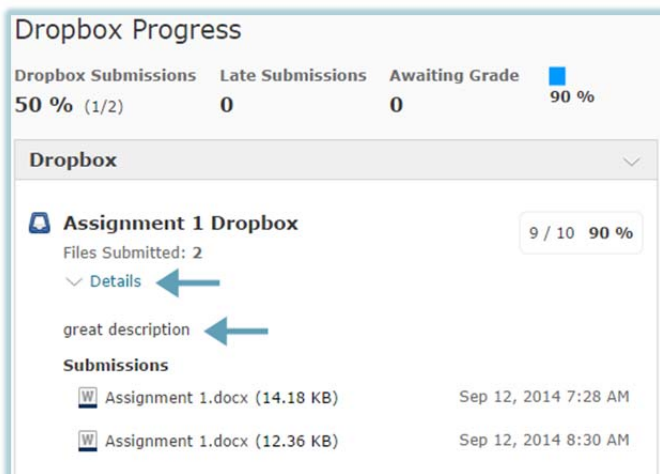
If Content is selected, you will see a list of all Modules / Topics in the course. A Completion bar will be displayed that shows the percentage of items completed / visited in that Module. If you select the (Topics, Modules) under content items, a detailed listing will appear. This will display number of visits to that item, the date / time of that visit and a direct link to the content item. (see screenshots below for some examples)



## Content Item Progress Display



## Dropbox and Quiz Display



Dropbox Progress will display submissions, grade, and any feedback left by the instructor.

Quiz Progress will display grade / percentage. In some instances (depending on instructor settings), it is possible to view your quiz with questions and your answers. This view would be available if selecting "details" and "Attempt 1".

## To View Feedback on a Discussion Rubric

After selecting the Discussion as noted below, select the graded discussion item, details and The Discussion Rubric. This will display “your” graded rubric.

The screenshot shows a student dashboard for 'Test, Student'. The main heading is 'Discussions Progress'. At the top, there are statistics: Posts Read: 0, Threads Created: 0, Replies Posted: 0. A sidebar on the left lists navigation options: Semester: 2014 - Winter Intersession, Summary, Grades, Objectives, Content, Discussions (highlighted with a green arrow), Dropbox, Quizzes, Checklist, Surveys, and Login History. The main content area lists three discussion topics: 'Virtual Office', 'Introduce yourself', and 'Discussion #1'. Each topic shows 'Posts Read: 0', 'Threads Created: 0', and 'Replies Posted: 0'. Under 'Discussion #1', there is a 'Details' link (highlighted with a green arrow) and a 'Rubrics' section containing 'The Discussion Rubric' (highlighted with a green arrow). A score of '80 / 100 80 %' is displayed next to the discussion title, and the grade 'Very Good' is shown at the bottom right.